



# ARROWQUIP CATTLE CORRAL PANELS



LARGER HEAVY-DUTY CATTLE  
PANEL RAILINGS



FLEXIBLE CATTLE CORRAL  
PANELS



UNIQUE CATTLE PANEL CLIPS  
AND CONNECTION



SEMI-PERMANENT CATTLE YARD  
PANELS

**Model:** 4 ft Cattle Corral Panel

**Weight:** 77 lbs.

**Dimensions:** 2.25" wide x 72" high x 50.5" long

**Model:** 10 ft Cattle Corral Panel



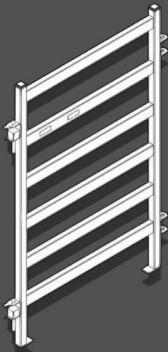
**Weight:** 145 lbs.

**Dimensions:** 2.25" wide x 72" high x 121" long

**Model:** 8 ft Cattle Corral Panel

**Weight:** 122 lbs.

**Dimensions:** 2.25" wide x 72" high x 98.5" long



- Heavy-duty cattle panels for cattle corrals and cattle working systems
- 3" rectangular rails provide a large visual barrier
- Thick rectangular bars provide a larger surface area for impact, and drastically reduce bruising
- Rails crafted with 16-gauge steel for enhanced durability and stability, posts with 13-gauge steel
- Built with locally sourced US and Canadian steel
- Available in 4 ft, 10 ft and 8 ft cattle corral panel dimensions
- No stays required, thanks to high-tech engineering and quality design features
- Unique 4-way pin connectors offer flexibility for cattle handling system design
- Can be used to craft full cattle handling systems or simply replace broken pieces of your current setup
- Cattle corral panel clips and pins included
- Semi-permanent panels can be changed and modified at any time
- Heavy-duty cattle panels that are lightweight enough for the rancher to move panels without heavy machinery
- Pair perfectly with Arrowquip's cattle panel gates for a custom design
- Backed by Arrowquip's exclusive 3 Year Warranty